

Atkinson Community Survey 2012







1. Please indicate how high a priority you place on each of the possible goals/activities for Atkinson.

	Not a Priority	Low Priority	Medium Priority	High Priority	Very High Priority	DK/NA	Rating Average	Response Count
a) Preserve open spaces -- fields, forests, and farms	2.3% (12)	4.7% (25)	20.1% (107)	29.9% (159)	42.5% (226)	0.6% (3)	4.06	532
b) Enhance Atkinson Town Center	20.2% (106)	24.0% (126)	37.2% (195)	11.5% (60)	6.9% (36)	0.2% (1)	2.61	524
c) Expand recreational opportunities	18.2% (95)	24.5% (128)	37.0% (193)	13.8% (72)	6.1% (32)	0.4% (2)	2.65	522
d) Expand existing businesses	27.9% (147)	29.2% (154)	26.4% (139)	11.8% (62)	4.0% (21)	0.8% (4)	2.34	527
e) Encourage residential development	40.8% (214)	32.0% (168)	19.0% (100)	5.9% (31)	1.5% (8)	0.8% (4)	1.95	525
f) Encourage limited commercial development	31.3% (166)	20.6% (109)	23.8% (126)	15.3% (81)	8.5% (45)	0.6% (3)	2.49	530
g) Preserve historical sites/buildings	5.6% (30)	13.9% (74)	28.1% (150)	30.7% (164)	21.3% (114)	0.4% (2)	3.48	534
h) Slow town population growth	9.2% (48)	12.3% (64)	29.9% (156)	22.6% (118)	24.8% (129)	1.2% (6)	3.42	521
i) Improve the affordability of housing	28.4% (150)	19.5% (103)	26.1% (138)	11.9% (63)	12.1% (64)	2.1% (11)	2.59	529
j) Control property taxes	0.4% (2)	2.8% (15)	7.9% (42)	24.2% (129)	63.7% (339)	0.9% (5)	4.50	532
k) Maintain Atkinson's rural character	1.9% (10)	1.3% (7)	8.4% (45)	24.5% (131)	63.2% (338)	0.7% (4)	4.47	535

l) Protect lakes, rivers, wetlands	1.5% (8)	2.6% (14)	14.9% (80)	28.4% (152)	52.1% (279)	0.6% (3)	4.28	536
m) Establish streamside buffers to preserve water quality and wildlife habitat	3.2% (17)	6.2% (33)	19.7% (105)	25.7% (137)	43.4% (232)	1.9% (10)	4.02	534
n) Minimize pollution	1.3% (7)	2.8% (15)	13.9% (74)	24.1% (128)	56.8% (302)	1.1% (6)	4.34	532
o) Strengthen enforcement of environmental regulations	4.9% (26)	8.9% (47)	21.8% (116)	26.6% (141)	36.3% (193)	1.5% (8)	3.82	531
p) Protect groundwater/drinking water supplies	1.7% (9)	2.6% (14)	6.6% (35)	18.0% (95)	70.1% (371)	0.9% (5)	4.54	529
q) Construct public sewer system	34.4% (182)	21.9% (116)	18.0% (95)	12.3% (65)	10.6% (56)	2.8% (15)	2.41	529
r) Consider a Town owned and operated water utility	31.9% (169)	21.3% (113)	19.1% (101)	11.3% (60)	11.9% (63)	4.5% (24)	2.48	530
s) Allow housing and continual care facilities for the elderly and other populations in need	12.7% (67)	16.8% (89)	34.8% (184)	20.2% (107)	14.9% (79)	0.6% (3)	3.08	529
t) Expand natural gas service to homes and businesses	24.0% (126)	13.3% (70)	28.0% (147)	15.6% (82)	15.8% (83)	3.2% (17)	2.85	525
u) Increase participation in recycling, composting and yard waste disposal.	6.1% (33)	9.5% (51)	30.7% (165)	25.3% (136)	26.6% (143)	1.7% (9)	3.58	537
v) Improve cost saving, energy efficiency and conservation actions by homes and businesses	6.8% (36)	10.7% (57)	32.6% (173)	26.6% (141)	21.3% (113)	2.1% (11)	3.46	531
answered question								542
skipped question								2

2. In the next five years, would you like to see the population of Atkinson ...

		Response Percent	Response Count
___ Decrease		6.9%	35
___ Stay the same		59.4%	300
___ Grow slightly		33.7%	170
___ Grow faster		0.6%	3
		answered question	505
		skipped question	39

3. What is your opinion of the following types of development in Atkinson?

	Strongly Oppose	Oppose Somewhat	Neutral	Favor Somewhat	Strongly Favor	DK/NA	Rating Average	Response Count
a. Single Family Homes	6.3% (33)	6.5% (34)	27.8% (146)	26.0% (137)	33.1% (174)	0.4% (2)	3.73	526
b. Townhouse and Condominiums	18.8% (100)	21.8% (116)	31.8% (169)	20.2% (107)	7.2% (38)	0.2% (1)	2.75	531
c. Low & Moderate Income Housing	35.9% (189)	22.2% (117)	23.1% (122)	13.1% (69)	5.3% (28)	0.4% (2)	2.30	527
d. Apartments	45.4% (240)	26.5% (140)	19.1% (101)	6.8% (36)	1.9% (10)	0.4% (2)	1.93	529
e. Professional Offices	16.3% (85)	14.8% (77)	34.7% (181)	27.1% (141)	6.1% (32)	1.0% (5)	2.92	521
f. Retail Stores	36.2% (192)	23.5% (125)	22.2% (118)	12.2% (65)	5.3% (28)	0.6% (3)	2.27	531
g. Light Manufacturing / Technology Business	29.5% (156)	18.7% (99)	24.6% (130)	21.2% (112)	5.1% (27)	0.9% (5)	2.53	529
h. Heavy Manufacturing	68.3% (362)	16.4% (87)	9.2% (49)	3.8% (20)	2.3% (12)	0.0% (0)	1.55	530
i. Home Businesses	11.6% (61)	8.2% (43)	37.9% (199)	25.0% (131)	16.4% (86)	1.0% (5)	3.27	525
j. Chain Stores	66.3% (350)	18.2% (96)	10.0% (53)	3.8% (20)	1.7% (9)	0.0% (0)	1.56	528
k. Corporate Chain Stores / Shopping Centers	69.8% (372)	15.8% (84)	7.9% (42)	5.1% (27)	1.5% (8)	0.0% (0)	1.53	533
l. Restaurants	17.6% (93)	14.0% (74)	34.1% (180)	25.2% (133)	8.9% (47)	0.2% (1)	2.94	528
m. Tourism related business	23.3% (122)	14.5% (76)	38.9% (204)	15.5% (81)	5.9% (31)	1.9% (10)	2.66	524
n. Cluster residential development	34.2% (181)	21.5% (114)	29.4% (156)	10.6% (56)	2.1% (11)	2.3% (12)	2.23	530
answered question								539

4. Please indicate if you favor or oppose the following zoning changes in Atkinson.

	Strongly Oppose	Oppose Somewhat	Neutral	Favor Somewhat	Strongly Favor	DK/NA	Rating Average	Response Count
a) Allow more commercial zones	50.1% (265)	23.4% (124)	14.0% (74)	10.2% (54)	1.7% (9)	0.6% (3)	1.89	529
b) New zoning incentives to encourage conservation	4.4% (23)	6.7% (35)	30.2% (159)	34.0% (179)	24.3% (128)	0.4% (2)	3.68	526
c) Zoning that encourages wind, solar and water power as energy sources	9.8% (52)	6.6% (35)	23.2% (123)	33.2% (176)	25.7% (136)	1.5% (8)	3.59	530
d) Zoning that would allow rental apartments in single-family dwellings.	39.9% (213)	21.5% (115)	19.3% (103)	13.5% (72)	5.2% (28)	0.6% (3)	2.22	534
e) Zoning changes to reduce 3 acre zones to 2 acres in the northwest part of town	26.7% (142)	14.1% (75)	31.5% (167)	14.9% (79)	7.5% (40)	5.3% (28)	2.60	531
f) Wetlands setback should be less than 100 feet	46.5% (237)	15.5% (79)	17.3% (88)	7.8% (40)	6.3% (32)	6.7% (34)	2.06	510
g) Wetlands setback should stay at 100 feet	6.5% (34)	6.7% (35)	25.9% (135)	22.1% (115)	31.9% (166)	6.9% (36)	3.71	521
h) Wetlands setback should be greater than 100 feet	21.0% (109)	11.8% (61)	30.9% (160)	11.0% (57)	17.0% (88)	8.3% (43)	2.90	518
							answered question	537
							skipped question	7

5. Please indicate if you favor or oppose the following service and recreation activities in Atkinson.

	Strongly Oppose	Oppose Somewhat	Neutral	Favor Somewhat	Strongly Favor	DK/NA	Rating Average	Response Count
a) Acquire properties to become part of an enhanced Town Center district with municipal buildings, recreation area and schools	25.6% (135)	18.0% (95)	24.7% (130)	22.8% (120)	7.2% (38)	1.7% (9)	2.67	527
b) Acquire properties for additional conservation land	11.7% (62)	10.5% (56)	22.9% (122)	32.0% (170)	21.6% (115)	1.3% (7)	3.42	532
c) Allow motorized vehicles on some conservation lands	45.5% (239)	21.0% (110)	19.2% (101)	9.9% (52)	3.8% (20)	0.6% (3)	2.05	525
d) Support the use of more ecologically friendly treatments for icy roads	2.6% (14)	4.7% (25)	30.3% (161)	37.6% (200)	23.7% (126)	1.1% (6)	3.76	532
e) Create and support programs that will allow elderly citizens to remain independently in their homes	3.2% (17)	4.7% (25)	11.5% (61)	27.5% (146)	52.4% (278)	0.8% (4)	4.22	531
f) Expand types of uses on recreational trails.	13.6% (72)	10.6% (56)	31.9% (169)	27.5% (146)	13.4% (71)	3.0% (16)	3.17	530
g) Open space in cluster developments should be open to the public	19.7% (104)	14.8% (78)	29.5% (156)	17.0% (90)	14.0% (74)	4.9% (26)	2.90	528
answered question								537
skipped question								7

6. Please indicate if you favor or oppose the following additions in Atkinson.

	Strongly Oppose	Oppose Somewhat	Neutral	Favor Somewhat	Strongly Favor	DK/NA	Rating Average	Response Count
a) Construct a skateboard park	47.1% (251)	15.4% (82)	21.6% (115)	12.6% (67)	2.8% (15)	0.6% (3)	2.08	533
b) Construct a dog park	31.6% (169)	14.8% (79)	20.6% (110)	18.5% (99)	13.5% (72)	0.9% (5)	2.67	534
c) Build a public swimming pool	51.0% (268)	13.0% (68)	15.2% (80)	11.4% (60)	9.0% (47)	0.4% (2)	2.14	525
d) Allow cell towers in residential districts	39.0% (207)	17.5% (93)	18.3% (97)	15.3% (81)	9.2% (49)	0.8% (4)	2.38	531
e) Build a new community center	33.8% (178)	19.4% (102)	24.0% (126)	15.2% (80)	6.7% (35)	1.0% (5)	2.41	526
f) Install sidewalks in the Town Center areas	31.0% (163)	17.5% (92)	21.5% (113)	17.1% (90)	11.8% (62)	1.1% (6)	2.61	526
g) Improve trails on public and private land to include handicap access	14.0% (74)	12.1% (64)	36.6% (194)	23.4% (124)	12.5% (66)	1.5% (8)	3.08	530
h) Establish a town beach at Island Pond	19.5% (103)	8.3% (44)	24.0% (127)	23.1% (122)	23.6% (125)	1.5% (8)	3.23	529
i) Provide alternative transportation and ride-share as options to single-occupancy vehicles	12.7% (67)	8.7% (46)	38.4% (203)	21.0% (111)	12.9% (68)	6.3% (33)	3.14	528
j) Provide senior transport services	6.0% (32)	5.1% (27)	15.1% (80)	29.8% (158)	42.3% (224)	1.7% (9)	3.99	530
k) A fund to replace roadside trees as they die	18.5% (98)	11.5% (61)	22.6% (120)	26.7% (142)	19.2% (102)	1.5% (8)	3.17	531
answered question								538

7. Please rate your satisfaction with the following existing Town services.













	Very Satisfied	Somewhat Satisfied	Neutral	Somewhat Unsatisfied	Very Unsatisfied	DK/NA	Rating Average	Response Count
a) Response to threat of EEE (mosquito spraying)	14.6% (76)	18.3% (95)	32.0% (166)	9.8% (51)	8.5% (44)	16.8% (87)	2.75	519
b) Handling winter road conditions	32.0% (170)	37.0% (197)	11.3% (60)	12.6% (67)	5.5% (29)	1.7% (9)	2.21	532
c) Protecting your water supply - public	9.9% (51)	19.1% (99)	26.7% (138)	9.9% (51)	9.5% (49)	25.0% (129)	2.87	517
d) Protecting your water supply - private	10.7% (56)	20.3% (106)	27.0% (141)	12.4% (65)	12.2% (64)	17.4% (91)	2.94	523
e) Recycling programs	39.4% (209)	38.6% (205)	12.8% (68)	6.0% (32)	2.4% (13)	0.8% (4)	1.93	531
f) Volunteer fire department	61.5% (326)	20.9% (111)	8.3% (44)	3.4% (18)	2.8% (15)	3.0% (16)	1.61	530
g) Police department	59.3% (317)	20.0% (107)	9.2% (49)	4.9% (26)	5.4% (29)	1.3% (7)	1.76	535
h) Channel 20 – cable access channel	22.3% (119)	20.1% (107)	26.6% (142)	8.4% (45)	4.5% (24)	18.0% (96)	2.42	533
i) Town website	27.1% (144)	26.6% (141)	27.9% (148)	6.0% (32)	3.8% (20)	8.7% (46)	2.26	531
j) Recreation facilities	24.4% (129)	27.6% (146)	31.6% (167)	5.7% (30)	3.2% (17)	7.6% (40)	2.30	529
k) Zoning ordinances	11.4% (60)	24.0% (126)	36.3% (191)	9.7% (51)	3.2% (17)	15.4% (81)	2.64	526
l) Town's rate of growth	10.8% (57)	27.5% (145)	37.2% (196)	12.1% (64)	4.7% (25)	7.6% (40)	2.70	527
m) Plans and preparation for								

emergencies (e.g. pandemic, terrorist attack, natural disasters and mosquito control)	10.2% (53)	16.0% (83)	31.0% (161)	7.5% (39)	4.8% (25)	30.4% (158)	2.72	519
							answered question	538
							skipped question	6

8. What do you like most about living in Atkinson?	
	Response Count
	465
answered question	
465	
skipped question	
79	

9. What do you like least about living in Atkinson?	
	Response Count
	391
answered question	
391	
skipped question	
153	

10. What 3 ways do you get your information about news and events in Atkinson?” Please choose up to 3 sources of information.

		Response Percent	Response Count
Lawrence Eagle Tribune		65.1%	337
Town Web Site		42.1%	218
Community Access TV		33.2%	172
Union Leader		9.1%	47
Post Office		12.0%	62
School newsletter		8.1%	42
Village Store		2.5%	13
Transfer Station (dump)		0.6%	3
Library		27.4%	142
Town Hall		17.4%	90
Other location in town		7.3%	38
Friends, relatives, co-workers		47.7%	247
answered question			518
skipped question			26

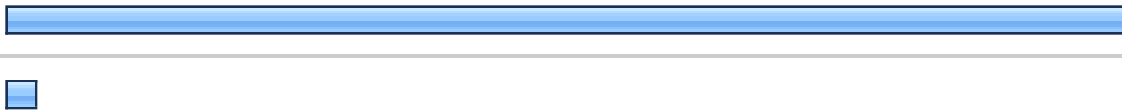
11. What is the best way for the Town of Atkinson to better inform you about what it is doing? Choose 1 source.

		Response Percent	Response Count
Meetings / workshops		1.5%	7
E-mail (town list-serve)		29.4%	140
Community Access TV		6.9%	33
Direct mailing		27.9%	133
Town web site		14.0%	67
Newsletter		16.1%	77
Facebook		2.3%	11
Twitter		0.4%	2
Other		1.5%	7
answered question			477
skipped question			67










12. How long have you lived in Atkinson?

	Response Average	Response Total	Response Count
Number of Years?	21.35	11,210	525
Number of years at your present address?	18.78	9,707	517
answered question			530
skipped question			14






13. Do you own or rent your home?

	Response Percent	Response Count
Own 	97.7%	511
Rent	2.3%	12
answered question		523
skipped question		21






14. I moved to/live in Atkinson because _____. Choose all responses that apply.

		Response Percent	Response Count
Born Here		5.0%	25
Affordable housing		19.6%	98
Visual Appearance		54.9%	275
Tax Structure		24.6%	123
Recreation		3.4%	17
Job/Employment		11.8%	59
Location		80.0%	401
Quality of Life		76.6%	384
Schools		21.6%	108
		Other	77
answered question			501
skipped question			43





15. Are you:

		Response Percent	Response Count
Employed full-time		49.5%	260
Employed part-time		9.5%	50
Not employed		2.3%	12
Retired		36.0%	189
Seeking Employment		2.7%	14
		Other	5
		answered question	525
		skipped question	19






16. How far do you travel to work (one-way)?

		Response Percent	Response Count
Less than 10 miles		20.3%	97
10 to 20 miles		16.5%	79
21 to 30 miles		13.6%	65
Over 30 miles		15.2%	73
None		34.4%	165
		answered question	479
		skipped question	65

17. How frequently do you vote in Town elections?

		Response Percent	Response Count
Never Vote		3.6%	19
Occasionally Vote		9.8%	51
Usually Vote		25.7%	134
Always Vote		60.9%	318
		answered question	522
		skipped question	22

18. Your Age is:

		Response Percent	Response Count
Under 18		0.0%	0
18-25		0.2%	1
26-40		8.2%	43
41-60		39.8%	209
61-75		37.7%	198
75+		14.1%	74
answered question			525
skipped question			19

19. Please write in below any additional comments or ideas for the future growth and development of Atkinson.

	Response Count
	180
answered question	180
skipped question	364